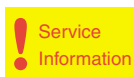


Service Service Service



Domestic Appliances and Personal Care

Service Manual

SAP Coding HD 7502/32

PRODUCT INFORMATION

Voltage : 100, 120, 220-240V
Frequency : 50-60Hz
Power consumption : 1000 watt
HD 7502 : 1200 cc On/Off switch
Coloursetting : Ivory/green

SERVICE INFORMATION

Thermostat switch-off temp : 140°C
Thermal fuse cut-off temp : 228°C

REPAIR INSTRUCTIONS

1. Electrical circuit

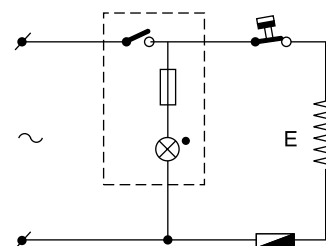
When the appliance does not work, check the electrical circuit. If the thermal fuse or thermostat prove defective, the complete pump unit has to be replaced.

2. De-scaling

If the water system is nearly or less clogged by scale then operate the coffeemaker a few times with vinegar or with a 10-15% solution of either vinegar-acid, citric acid or tartar-acid, into cold tap water.

Do not use other de-scaling agents as these may harm the appliance.

If this procedure does not restore the function, then switch off the coffeemaker when the acid has passed through during appr. 3 min. Keep the appliance in this condition overnight and continue/repeat the cleaning operation. After the de-scaling procedure, operate the coffeemaker twice with tap water in order to rinse away any residual substances.



HD 7502

3. Pump unit removal

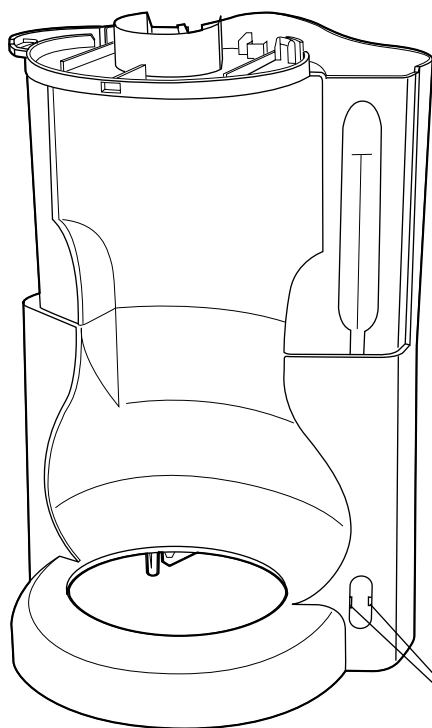
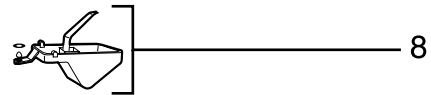
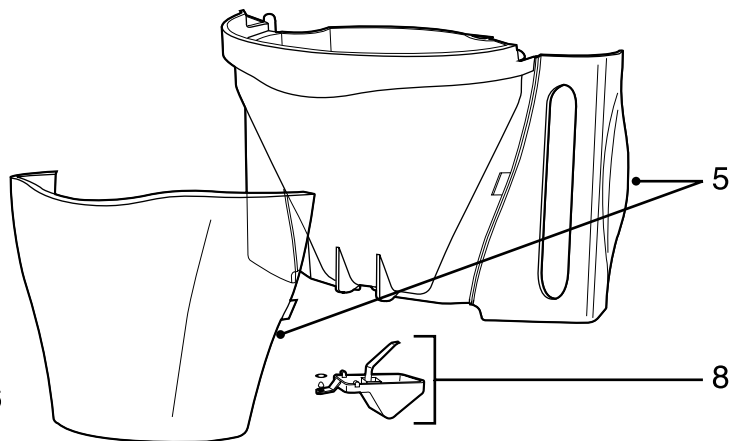
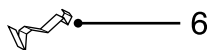
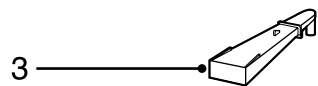
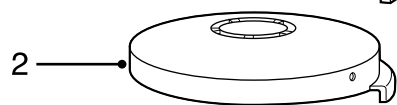
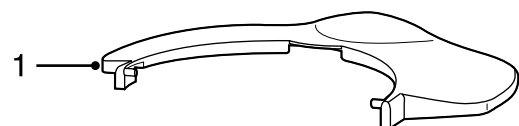
To separate the pump unit (item 16) from the hotplate unit (item 13), the two plastic snaps at place A have to be loosened. Then the pump unit can be lifted out easily.

4. Base removal

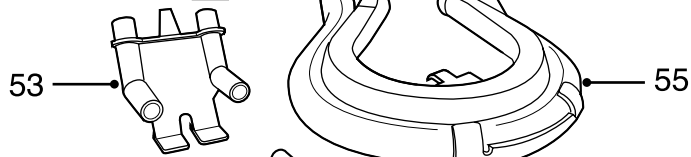
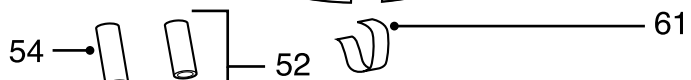
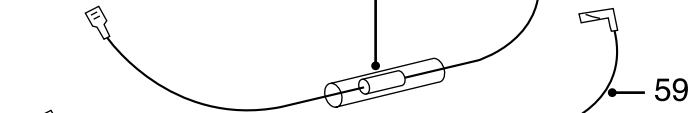

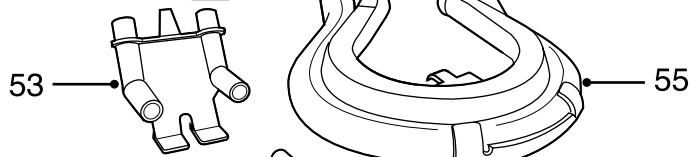
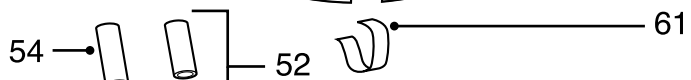
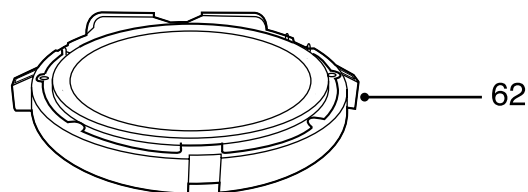
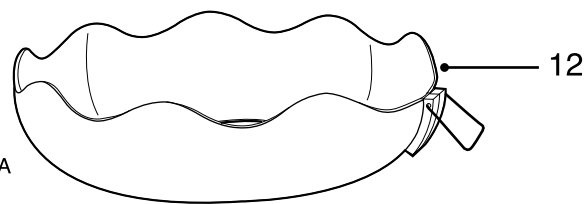
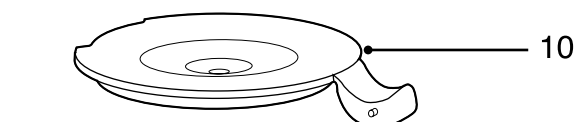

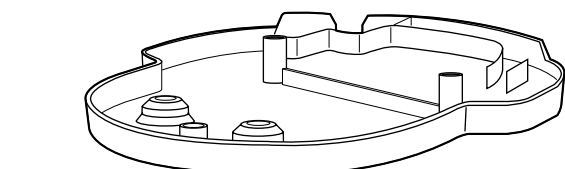
Besides two screws, two plastic snap connections have to be detached by means of using a simple screwdriver, as indicated on the base of the appliance.



HD 7502/32



TWO SMALL
DETENT PIECES A



1	4222 247 35480	Tank lid
2	4222 247 35490	Cover
3	4822 442 01438	Spout
4	4822 462 40374	Stud
5	4222 259 03260	Filter with cap
6	4822 492 11676	Spring bracket
7	4222 246 16230	Switch 230V
8	4822 360 10427	Dripstop unit
10	4222 247 35530	Jug lid
11	4222 259 03270	Jug 2)
12	4222 259 02940	Jug buffer
52	4822 360 50864	Valve + hose piece
53	4222 247 58680	Connecting piece
54	4822 532 21371	Hose piece
55	4222 259 33970	Basic pump III 230V
56	4222 246 25640	Wire assy
57	4222 245 71630	Spring bpm III
58	4822 282 40263	Thermostat
59	4222 246 25650	Wire assy
60	4222 259 34210	Fuse assy
61	4222 240 06290	Leaf spring
62	4222 259 00920	Hotplate assy
63	4822 492 71073	Speed nut

Notes:

- Optional part for use as an insert in item 5:
4822 480 50479 Permanent filter nylon
4822 480 50402 Permanent filter gold coated
2) Commercial trade number: HD 7963