

IGNIS

Service Manual

Washing machine

Frontloader

AWL 643/2

Model Version		Page
AWL 643/2 8540 643 10120		
	Spare part list	2 - 3
	Exploded view	4 - 6
	Circuit diagram	7
	Program diagram	8 - 9

Spare part list

Model AWL 643/2
Service No. 854064310120
Version 854064310120

Pos. No.	12NC Code	Description
001 0	4819 440 19816	Cabinet
003 0	4819 404 43391	Bearer hook crosspiece
011 0	4819 462 47014	Foot adjustable
024 0	4819 903 03649	Panel, rear
030 0	4819 440 19506	Table top
041 0	4819 417 19534	Hinge
054 0	4819 462 79958	Cover
061 0	4819 466 88802	Counter weight
061 1	4819 466 89461	Counter weight bottom
061 2	4819 404 79294	Bracket
065 0	4812 325 18002	Insulation
083 0	4819 466 47003	Friction plate
086 0	4819 492 68576	Spring
086 1	4819 310 39574	Kit fixation
086 2	4819 310 39573	Kit fixation
086 3	4819 310 39575	Kit fixation
110 0	4819 498 78431	Handle
110 1	4819 903 10163	Handle,door cpl.
131 0	4819 903 10159	Lock Plate
133 0	4819 903 10175	Door latch
133 1	4819 903 10174	Pin handle
133 2	4819 903 10176	Door catch lever
133 4	4819 535 98324	Pin
140 0	4819 450 58178	Door glass
141 1	4819 466 98878	Protector
143 0	4819 903 02494	Strap
144 0	4819 903 10179	Frame,door glas
144 1	4819 532 28291	Glassdoor frame
144 2	4819 532 88054	Collarring
190 0	4819 468 18285	Door bellow
200 0	4812 418 18233	Tub
201 0	4819 440 19867	Bearing,ball kit + bottom
201 1	4819 903 02529	Ring tub
201 2	4819 440 19866	Bottom
201 3	4819 532 38088	Ring kit
210 0	4819 404 49869	Crosspiece,drum
220 0	4819 418 18302	Drum
220 1	4819 418 18303	Drum with cross piece
271 0	4819 358 18129	Belt
272 0	4819 528 88098	Pulley
278 0	4819 535 98334	Rod
291 0	4819 903 03668	Gasket tub
301 0	4819 460 78828	Control panel
303 0	4819 498 78476	Insert f.Handle
303 1	4819 498 78475	Handle, drawer
331 0	4819 412 58394	Knob,timer
331 1	4819 413 78966	Cover, knob
331 3	4819 466 98913	Orn.disk, knob
332 0	4819 410 28663	Push button
335 0	4819 412 58395	Knob Thermostat/Timer
338 0	4819 412 58803	Knob,timeswitch drying
341 0	4819 412 58393	Index,programm
351 0	4819 134 48503	Pilot lamp
354 0	4819 381 18118	Cover
401 0	4819 361 58165	Motor

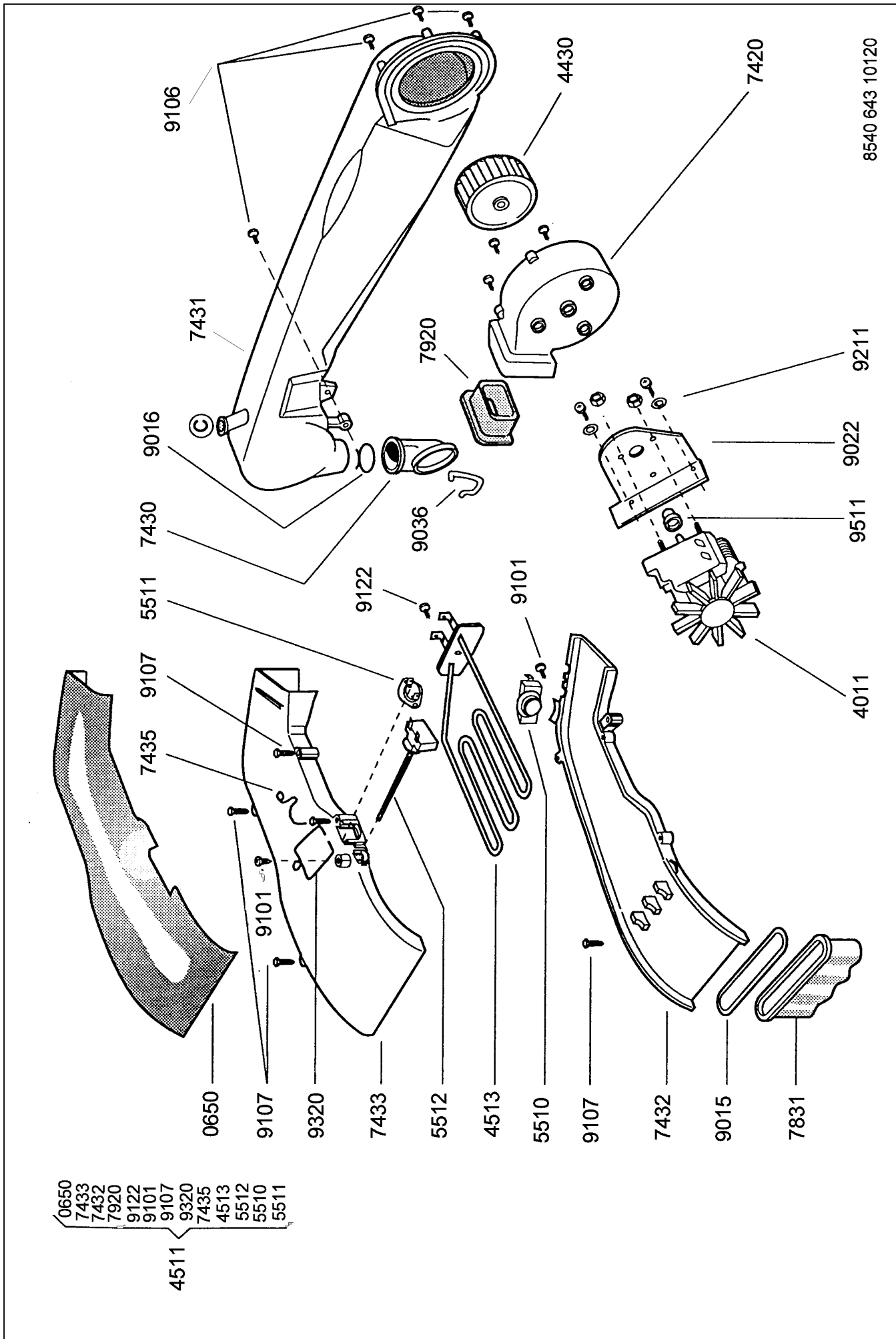
Pos. No.	12NC Code	Description
401 1	4812 361 78006	Motor
420 0	4819 121 18143	Interf.filter
421 0	4819 121 18221	Capacitor 25 F
422 0	4819 214 78563	Tachometer
430 0	4819 360 18217	Pump,draining
432 0	4812 480 58086	Filter body
443 0	4812 515 48011	Fan wheel
451 0	4819 259 28799	Heating element
451 1	4812 418 38048	Heating chamber
451 3	4812 259 28712	Heating element drying
490 0	4819 321 18155	Connect.cable
491 0	4819 290 68271	Connect.block
501 0	4812 282 18663	Timer 1837/1
501 1	4819 282 18792	Timer drying
521 0	4812 214 78343	Control unit
551 0	4819 282 28627	Thermostat MRTL 170 °C
551 1	4812 282 28214	Thermostat 100 °C
551 2	4812 282 28215	Thermostat 47 °C
551 3	4819 903 08236	Cut out
551 9	4819 282 27009	Thermostat Maximum Temperature
554 0	4819 903 08226	Potentiometer
572 0	4812 281 18048	Valve,magnet cold water
583 0	4812 271 28421	Pressostat
620 0	4819 410 28984	Switch
620 1	4819 276 38216	Unit,pushbutton
620 2	4819 418 78607	Box
630 0	4812 280 58028	Door lock
701 0	4819 530 28932	Hose, inlet 1.5 m cold water
708 4	4819 530 28545	Drainhose inner
711 0	4819 418 78946	Dispenser
711 1	4819 462 79036	Cover dispenser housing
712 0	4819 418 78067	Drawer
713 0	4819 418 78989	Accessory deterg. fluid
714 0	4819 418 78988	Container liquid detergent
714 1	4819 418 78166	Tray bleach
718 0	4819 360 69849	Nozzle
718 1	4819 310 38651	Accessories liquid detergent
742 0	4812 360 78054	Cover
743 0	4819 466 69941	Hose
743 1	4812 310 38436	Air guide
743 2	4812 526 48046	Air guide
743 3	4812 526 48045	Air guide upper
743 5	4812 526 48047	Connector
754 0	4819 530 28862	Drainhose
760 0	4819 480 58082	Filter
760 1	4819 462 78861	Grip filter
781 0	4819 530 28847	Hose,draining
781 1	4819 903 02515	Hose
781 2	4812 903 08205	Container Non-Overflow
781 3	4812 903 08206	Tube Non-Overflow-Filter cas.
783 0	4819 530 28861	Hose pressostat
783 1	4819 526 48213	Air guide
783 2	4812 530 28926	Hose
783 3	4812 530 28927	Hose
783 4	4812 530 28928	Hose

Spare part list

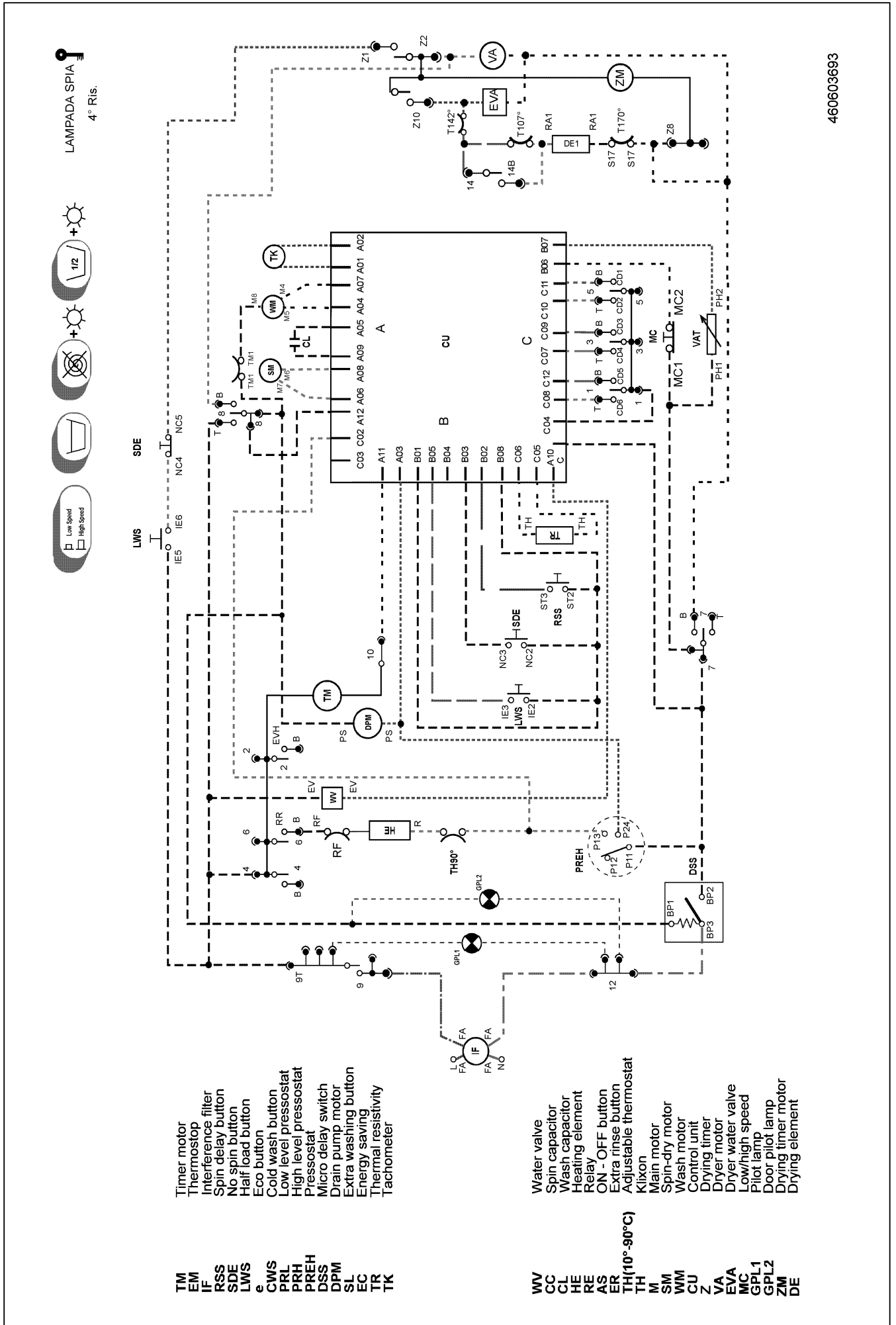
Model **AWL 643/2**
Service No. **854064310120**
Version **854064310120**

Pos. No.	12NC Code	Description
792 0	4812 466 68593	Seal for blower
794 0	4819 903 04978	Gasket
794 1	4819 310 38057	Gasket
794 2	4819 532 68309	Cover filter
900 0	4819 535 38151	Hook
900 1	4819 466 98528	Clamping piece
900 2	4819 404 79295	Support
900 3	4819 404 78867	Bracket
900 4	4819 401 13349	Hook
901 0	4822 401 10258	Clamp,hose 10-18 mm
901 3	4819 401 18351	Clamp,hose
901 4	4819 401 18174	Clamp,hose 25-45 mm
901 5	4819 492 68475	Strap
901 6	4819 903 02487	Clamp,hose
902 0	4819 903 02468	Lever
902 1	4812 418 79639	Holder unit electrical
902 2	4812 404 48664	Holder
902 3	4812 600 18004	Cover f. controlunit
903 0	4819 492 68392	Clamp
903 1	4819 903 02535	Silent bloc
903 2	4819 401 18348	Holder,hose
903 3	4819 903 02466	Lever
903 4	4819 903 10167	Door glass insert
903 5	4819 903 02469	Rocker
903 6	4819 492 68488	Clip
903 7	4819 401 18429	Clamp
910 1	4819 502 18347	Screw
910 6	4812 502 18415	Screw
910 7	4812 502 18414	Screw
912 0	4819 502 18414	Screw
912 2	4819 440 19616	Cover Screw
914 0	4819 505 13084	Nut
921 0	4819 532 13433	Washer pulley
921 1	4819 532 68726	Washer
923 0	4819 532 13425	Washer Timer Washer
931 0	4819 903 10172	Spring,ret.
931 2	4819 903 02471	Spring
931 3	4819 492 68872	Spring,tension
931 4	4819 903 10153	Spring
931 5	4819 903 10178	Spring
932 0	4812 492 68142	Spring Thermostat
933 0	4819 903 03659	Spring,tension
941 0	4819 520 28034	Bearing
941 1	4819 530 78046	Shaft seal
941 2	4819 310 38563	Bearing,ball kit
951 0	4819 520 28035	Bearing
951 1	4819 530 57019	Gasket
952 0	4819 466 69816	Gasket
952 1	4819 903 02447	Gasket thermostat
952 3	4812 530 18006	Gasket
993 0	4819 401 18345	Bow

Exploded view



Circuit diagram



Program diagram

Washing Code	1	2/4	3	4/6	5	14	7	8	9
Washing Code 5	B	T	B	T	B	T	B	T	B
Washing Code 6	T	B	T	B	T	B	T	B	T
Hot Water Valve									
Washing Code 3									
Washing Code 4									
Heating									
Washing Code 1									
Washing Code 2									
Drying									
Drying									
Drying									
Washing									
Push/Pull									
Water Level									
Type of Washing									
R.P.M.									
Operation Code									
TO SUBSEQUENT POSITION AFTER :									
Timer Position									

STEP TIME	Type	Code Number	Timer Description
1' From step 1 to step 26 From step 32 to step 57	TIMER 1837-01	516009801	220-240V 50Hz
2'' From step 27 to step 31 From step 58 to step 60	TIMER 1837-03 TIMER 1837-05	516015701 516016901	220V 60Hz 110V 60Hz

KEY

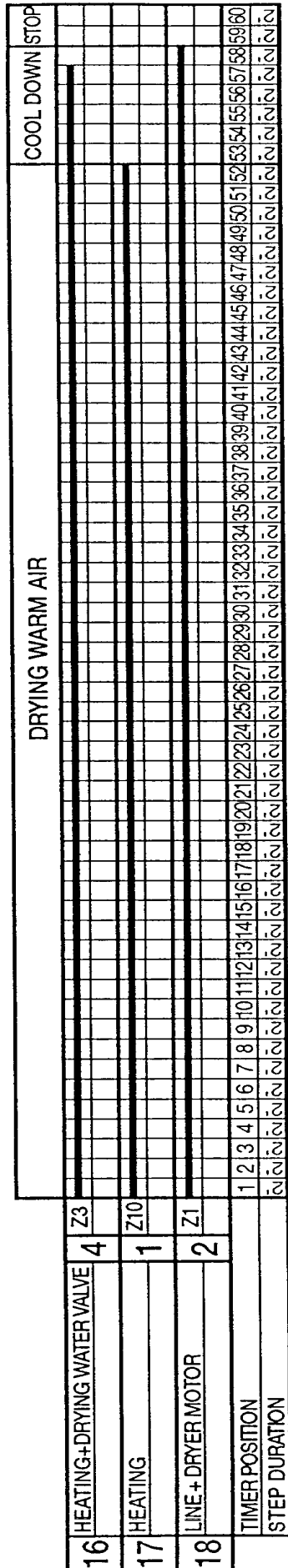
- AAAL Very High Level
- AL High Level
- B/A Low Level / High Level
- BL Low Level
- D Fine Washing
- DD Very delicate Washing
- N Normal Washing
- P Time to Reach Water Level
- T Time to Reach Temperature
- TA Drying Time
- LSS Low Speed Spin
- HSS High Speed Spin

FUNCTIONS OF THE MACHINE

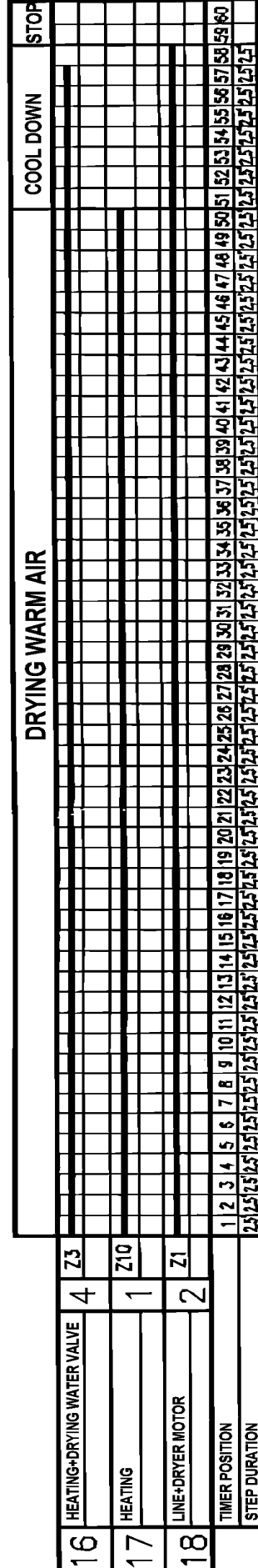
460601400

Program diagram

DRYING TIMER EATON 8314-01 for WASHER-DRYER 120'



DRYING TIMER EATON 8314-03 FOR WASHER-DRYER 150'



460601400