




SERVICE MANUAL

MODEL : CK5322X/METX
CHASSIS : P68SC & RM109

COLOUR TELEVISION RECEIVER



RESISTOR	
Carbon	No Mark
Composition	(SC)
Metal Oxide	(SB)
Metal Film	(SM)
Fusible	(SP)
Cement Wire	(SN)
Network	(SO)

CAPACITOR	
Ceramic - SL	No Mark
Ceramic - RH	(SH)
Ceramic - CH	(CH)
Polyester (Induct)	(SP)
Polyester (Noninduct)	(SM)
Polypropylene	(PP)
Metal Polyester	(MP)
M. P. Polypropylene	(MPP)
Tantalum	(T)
Non Polar	(NP)

DIFFERNT PARTS FOR TTX GROUP

LOC NO	3GROUP	4GROUP	5GROUP	6GROUP	REMARK
TIC03	MAB481P/1115	PCF84C81P/CT1972	PCF84C81P/CT1972	PCF84C81P/CT1972	
TIC02	SA4524PE/10	SA4524PE/10	SA4524EP/11	SA4524EP/11	
TX02	CS46-D0M1F01	9.8304MHZ	9.8304MHZ	9.8304MHZ	
TR12	1/81 1H	DELETE	DELETE	DELETE	
TC13	50V 1H 30	DELETE	DELETE	DELETE	
TC14	50V 1H 30	DELETE	DELETE	DELETE	

POWER LINE SIGNAL LINE

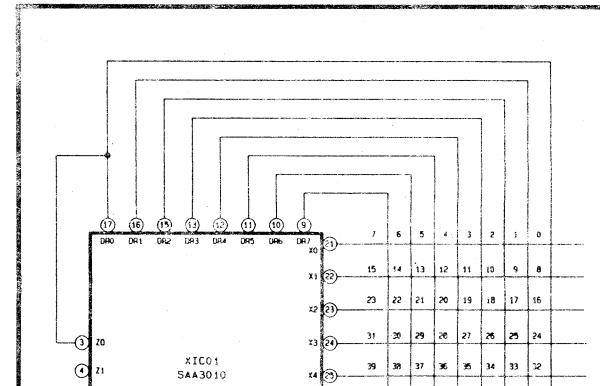
EXPRESSION

- Resistance is shown ohm K=1,000 M=1,000,000
- Unless otherwise noted in schematic all capacitor values less than 1 are expressed in ufd, the values more than 1 in pf
- Unless otherwise noted in schematic all inductor values are expressed in uH and the values less than 1 in mH.

NOTE

The circuits are subject to change without notice to improve the picture quality.

PWB-TRANSMITTER



DIFFERNT PARTS FOR SYSTEM DIFFERNT PARTS FOR INCH

LOC NO	PAL-B/G	PAL/SECAM	PAL/SECAM	PAL-1	LOC NO	14 INCH			
						NORMAL	HEMI-MEX	20 INCH	
IC902	DELETE	TO48395	TO48395	DELETE	R210	1/2T 132K-F	1/2T 180K-F	1/2T 127K-F	1/2T 150K-F
CS17	DELETE	POLY 223	POLY 223	DELETE	R925	1P 0.47	DELETE	1M 1	1M 1
CS18	DELETE	16V 47uF	16V 47uF	DELETE	C411	1.6KV 722	1.6KV 722	1.6KV 722	1.6KV 632
CS19	DELETE	POLY 104	POLY 104	DELETE	C417	400V 364	400V 364	200V 434	200V 434
CS20	DELETE	POLY 224	POLY 224	DELETE	L404	0548-157uH	8-20/195uH	0548-157uH	40uH
CS25	C-C CH 47	C-C CH 47	C-C CH 33	C-C CH 47	G402	2501650	2501650	2501651	2501651
L601	12uH	12uH	8.2uH	12uH	NR001	1W 200	DELETE	1W 220	DELETE
Z101	0FNG1956	0FNG1956	1SF5321	1SF5321	NR002	1/2T 1K	DELETE	1/2T 1K	DELETE
Z201	1P55-5M	1P55-5M	1P55-5M	DELETE	NC001	25V 330uF	DELETE	25V 330uF	DELETE
Z202	DELETE	DELETE	1P56-5M	1P56-5M					

SCHEMATIC DIAGRAM

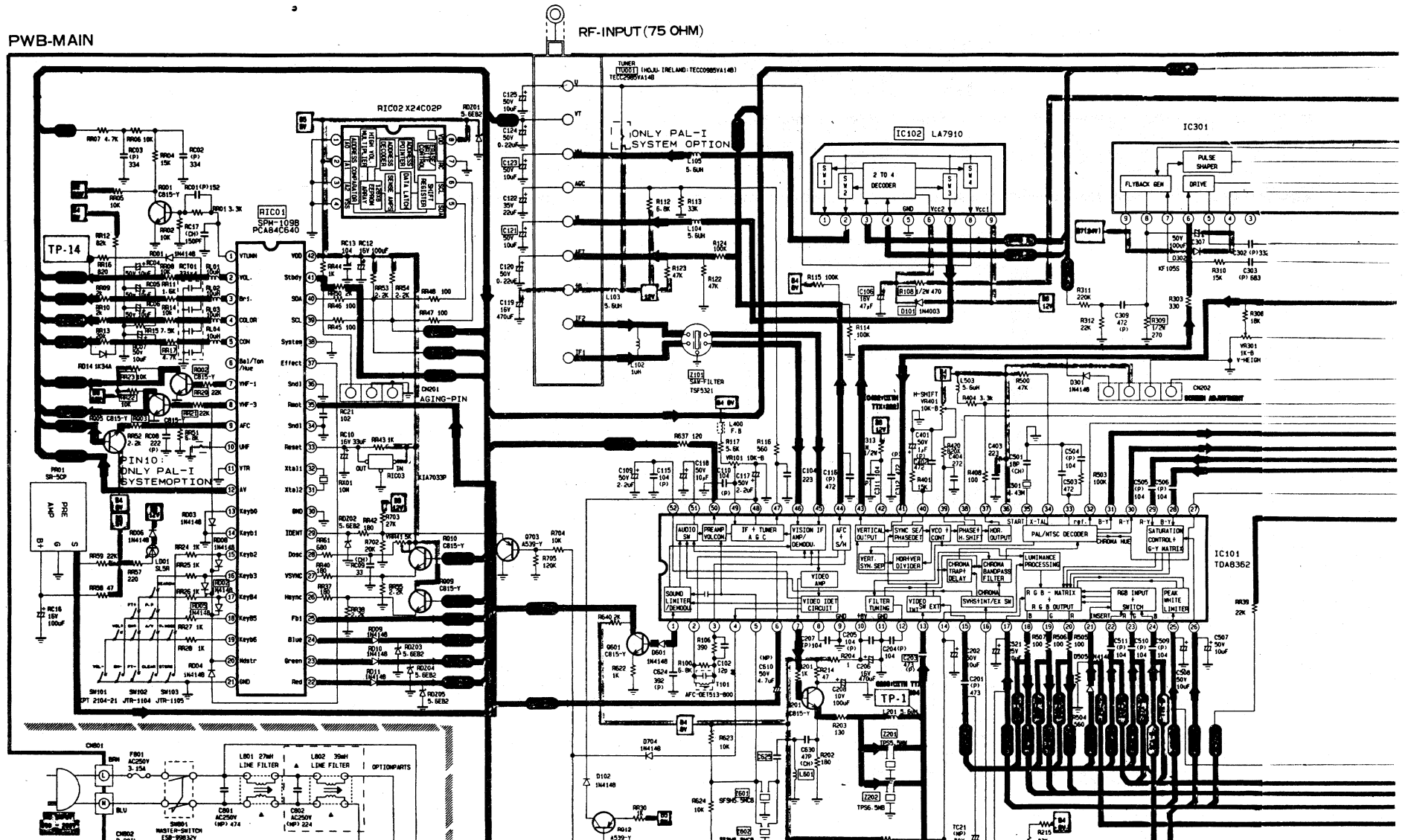
CHASSIS: P68SC (N), (M), (H)

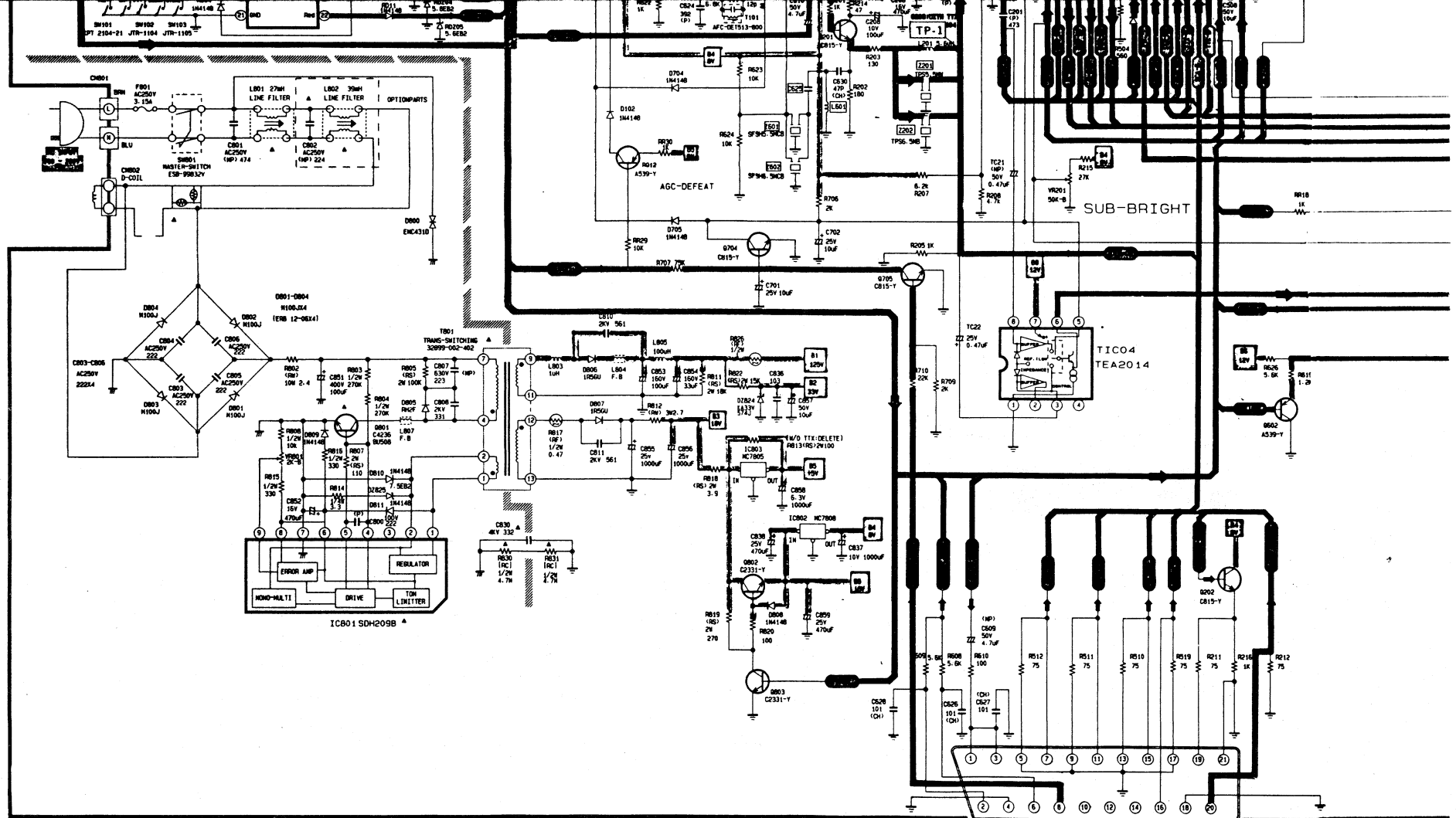
MODEL: CK(B. X. I)505 I X (T)

BOARD NAME: MAIN

SYSTEM: PAL/SECAM-B. G & D. K (PAL-I)

PWB-MAIN





SC-801
MOC-1510-01-300A

TESTPOINT WAVEFORM

