

Service  
Service  
**Service**



**Philips Domestic Appliances and Personal Care**

Service manual 4322 277 00481 is herewith cancelled.

# Service Manual

## PRODUCT INFORMATION

### Features

- Colour white/blue
- Silverstone soleplate
- Full length button groove
- Integrated cord winder

## TECHNICAL INFORMATION

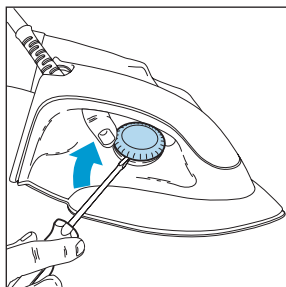
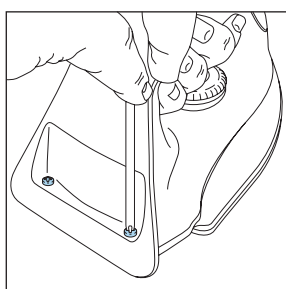
Voltage/frequency : 100 V, 110-127 V, 220-240 V, 50-60 Hz

Power consumption : 900 W at 100 V  
950-1100 W at 220-240 V  
750-1000 W at 110-127 V

### Soleplate

The Silverstone soleplate provides smooth glideability and ease of clean properties with durable coating material.

**This product meets the requirements regarding interference suppression on radio and TV.**

**DIAL 1****RATTLE SPRING 5****INLAY 2****SWIVEL 3**Remove **Screws A1 and A2****CORD SET 4**

Remove **Dial 1**  
 Remove **Rattle spring 5**  
 Remove **Screws A1 and A2**  
 Remove **Inlay 2**  
 Remove **Swivel 3**  
 Remove **Screws B1 and B2**

**HOUSING 6****THERMOSTAT BUSH 7**

Remove **Dial 1**  
 Remove **Rattle spring 5**  
 Remove **Screws A1 and A2**  
 Remove **Inlay 2**  
 Remove **Swivel 3**  
 Remove **Screws B1 and B2**  
 Remove **Cord set 4**  
 Remove **Screw C**

**SOLEPLATE COVER 8****INSULATOR SUPPORT 9**

Remove **Dial 1**  
 Remove **Rattle spring 5**  
 Remove **Screws A1 and A2**  
 Remove **Inlay 2**  
 Remove **Swivel 3**  
 Remove **Screws B1 and B2**  
 Remove **Cord set 4**  
 Remove **Screw C**  
 Remove **Housing 6**  
 Remove **Thermostat bush 7**  
 Remove **Screw D**  
 Remove **Screws E1 and E2**

Pos	Description	Consist of	Service code
1.	Dial printed (Eng/Fre/Spa)		4239 021 05120
2.	Inlay		4239 026 06200
3.	Swivel		4239 026 06980
4.	Cord set 220-240 V / 950-1100 W		4239 000 07140
	Cord set 100 V / 900 W		4239 000 07930
	Cord set 110 V / 750 W		4239 000 07150
5.	Rattle spring		4239 014 52700
6.	Housing		4239 026 07010
7.	Thermostat bush		4239 026 06220
8.	Soleplate Cover		4239 015 33500
9.	Insulator ring		4239 015 70150
10.	Soleplate assy 220-240 V / 950-1100 W	103	4239 021 05660
	Soleplate assy 100 V / 900 W		4239 021 06440
	Soleplate assy 110 V / 750 W		4239 021 05600

**NOTES :**

After the product has been repaired, it should function properly and has to meet the safety requirements and legal regulations as laid down and officially established at this moment.

**ADJUSTMENTS AND CONTROLS**

Thermostat, 103

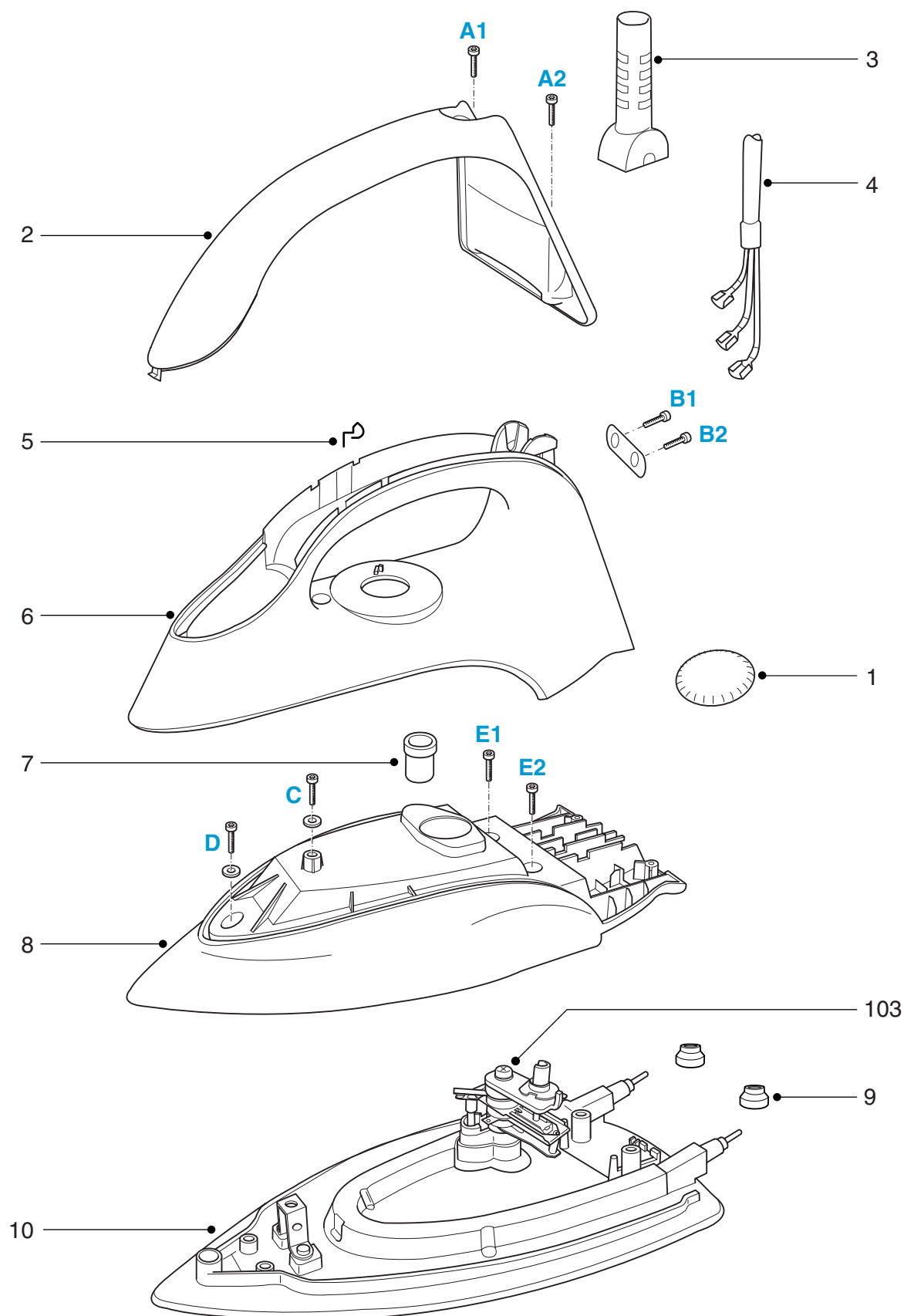
The thermostat, fitted to soleplate 10 has already been adjusted by the supplier and secured by glue. To avoid disfunction of the iron, NEVER readjust the thermostat.

For standardisation reasons :

- \* Silverstone soleplate will be used for GC 147, GC 146 and GC 141.
- \* Aluminium soleplate will be used for GC 130, GC 135 and GC 137.
- \* GC 130 and GC 141 will not have the pilot lamp indication.

**Parts, with numbers from 100 and higher cannot be ordered separately.**

## EXPLODED VIEW DRY IRON



Screws :	d	x	l
A1, A2	2.5	x	9.0 mm
B1, B2	3.5	x	12.0 mm
C	3.5	x	10.0 mm (with washer)
D	4	x	9.0 mm (with washer)
E1, E2	4.0	x	16.0 mm