

Service
Service
Service



Domestic Appliances and Personal Care

Service Manual 4322 277 00197 is herewith cancelled

Service Manual

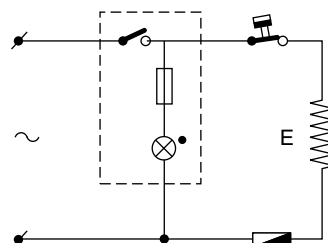
SAP Coding HD 7440/10

PRODUCT INFORMATION

Voltage : 100-230V
Frequency : 50-60Hz
Power consumption : 900 watt
HD 7500 : 1200cc
Coloursetting : white

SERVICE INFORMATION

Thermostat switch-off temp : 140°C
Thermal fuse cut-off temp : 228°C



REPAIR INSTRUCTIONS

1. Electrical circuit

When the appliance does not work, check the electrical circuit. If the thermal fuse or thermostat prove defective, the complete pump unit has to be replaced.

2. De-scaling

If the water system is nearly or less clogged by scale then operate the coffeemaker a few times with vinegar or with a 10-15% solution of either vinegar-acid, citric acid or tartar-acid, into cold tap water.

Do not use other de-scaling agents as these may harm the appliance.

If this procedure does not restore the function, then switch off the coffeemaker when the acid has passed through during appr. 3 min. Keep the appliance in this condition overnight and continue/repeat the cleaning operation. After the de-scaling procedure, operate the coffeemaker twice with tap water in order to rinse away any residual substances.

3. Base removal

Besides two screws, two plastic snap connections have to be detached by means of using a simple screwdriver, as indicated on the base of the appliance.

Commercial trade number: HD 7955 (jug included lid)

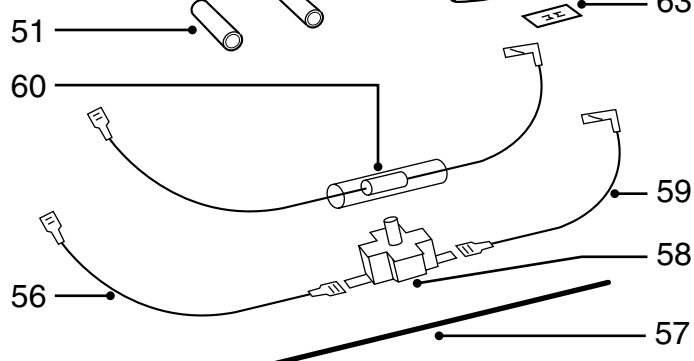
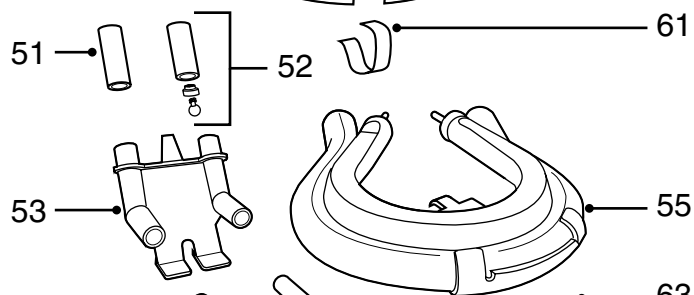
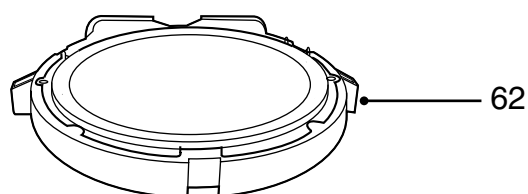
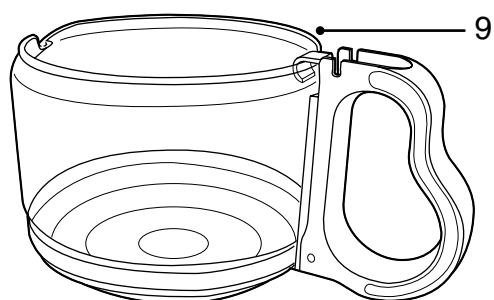
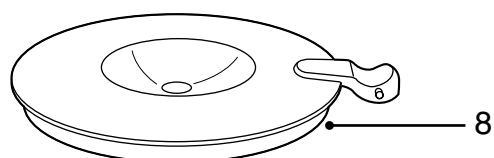
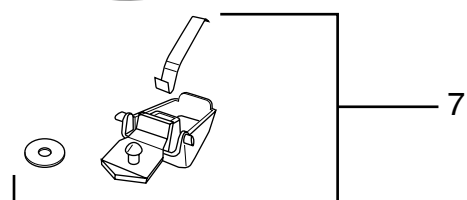
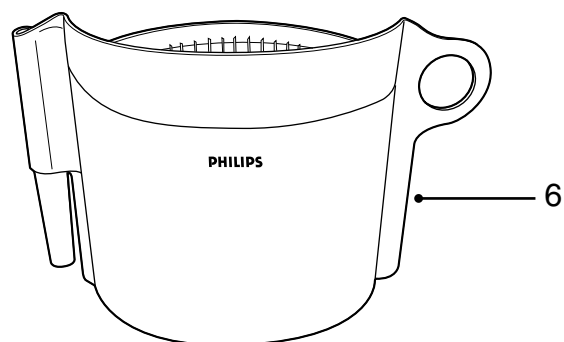
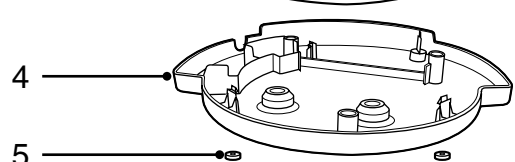
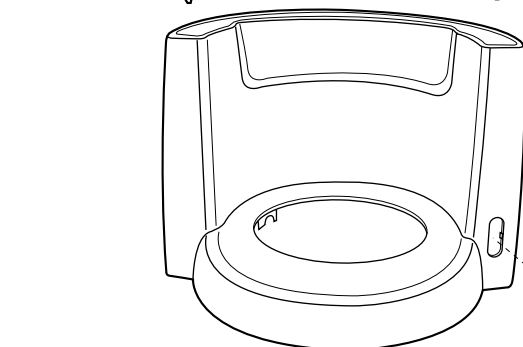
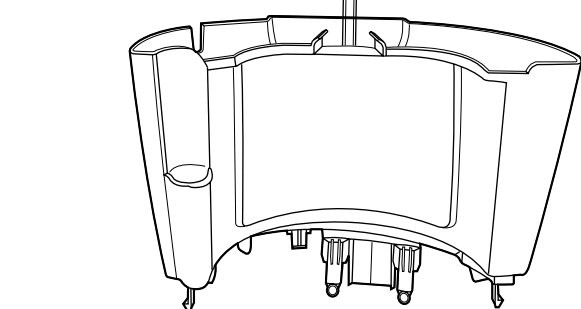
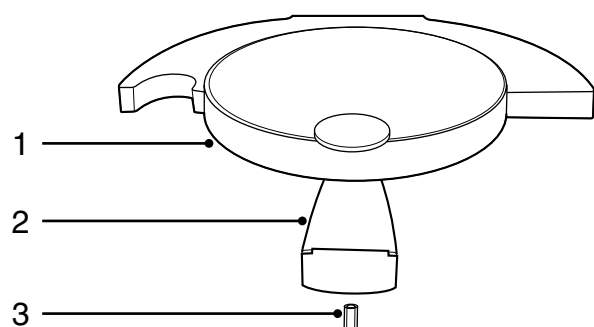
PRODUCTS MEETS THE REQUIREMENTS REGARDING INTERFERENCE SUPPRESSION ON RADIO AND TELEVISION.

- AFTER THE PRODUCT HAS BEEN REPAIRED IT SHOULD FUNCTION PROPERLY AND HAS TO MEET THE SAFETY REQUIREMENTS AS LAID DOWN OFFICIALLY ESTABLISHED AT THIS MOMENT.



PHILIPS

HD 7440/10



1	4222 247 58800	Tank lid	
2	4222 247 58810	Spout	
3	4222 247 52530	Spoutpipe	
4	4222 247 58840	Base	
5	4222 447 05682	Stud	
6	4222 259 34180	Filter printed	
7	4222 259 00400	Dripstop assy	
8	4222 247 58850	Jug lid	
9	4222 259 01510	Jug + lid	
10	4222 246 25670	Switch	
11	4222 246 15310	Cord set	EUR
-	4222 246 15330	Cord set	UK
-	4222 246 24510	Cord set	Japan
51	4222 247 06440	Hose piece	
52	4222 259 20460	Valve + hose piece assy	
53	4222 247 58880	Connecting piece	
54	4222 247 06440	Hose piece	
55	4222 259 33970	Basic pump module III	230V
-	4222 259 33990	Basic pump module III	100V
56	4222 246 25640	Wire assy	
57	4222 245 71630	Spring bpm III	
58	4222 259 19960	Thermostat	
59	4222 246 25650	Wire assy	
60	4222 259 34210	Fuse assy	
61	4222 240 06290	Leaf assy	
62	4222 259 00751	Hotplate assy	
63	4222 248 25620	Speednut	