

Sonic toothbrush

HX5251, HX5310,
HX5451, HX5551,
HX5581, HX5610,
HX5620, HX5630,
HX5710, HX5751,
HX5810, HX5910

Service
Service
Service



Philips Domestic Appliance and Personal Care

Service Manual

PRODUCT INFORMATION

- Smartimer

Automatically sets the brushing time to 2 minutes.
After these 2 minutes the product switches off automatically.
If you wish to pause, or stop brushing during the 2- minute cycle, press the on/off button. When you press the on/off button again, the Smartimer will pick up where you left off.

- Easy-start

The brushing power will gently increase to full power over the first 12 brushings.
The Easy-start feature is active if you hear 2 beeps immediately after turning on your toothbrush.
Once you reach the optimal brushing power, after the 1st brushing, you will no longer hear the double beep at the beginning of the brushing routine.
Easy-start can also be switched off. To deactivate and to reactivate the Easy-start feature, see directions for use.

- Extra-soft bristles

Extra-soft, rounded bristles ensure deep, yet gentle cleaning.

- Sensitive Teeth and Gums

In addition to e-series Standard there is e-series Sensitive for people with sensitive teeth and gums.

- Quadpacer (On Selected Models)

The Quadpacer feature ensures that you brush all sections of your mouth evenly and thoroughly. At 30-second intervals (at 30, 60 and 90 seconds in case of a 2-minute brushing cycle), you will hear a short beep and notice a brief pause in brushing action. This is the signal to move to the next section of your mouth.

- Massage Mode (On Selected Models)

Mode for gentle gum stimulation.

**HX5251, HX5310,
HX5451, HX5551,
HX5581, HX5610,
HX5620, HX5630,
HX5710, HX5751,
HX5810, HX5910**

- Charging Your Sonicare

Sonicare comes with the batteries completely discharged and should be charged for at least 24 hours during the first few days of use. It is recommended that you keep your Sonicare in the charger when not in use to maintain a full battery charge. It takes at least 24 hours to fully charge the battery of your Sonicare toothbrush.

Battery charge indicator

If the battery charge of your toothbrush is too low, you will hear 5 beeps after you have brushed your teeth for 2 minutes and the charge indicator LED will flash rapidly for 30 seconds. When the handle is placed in the charger, the handle LED will blink slowly. When the Sonicare is fully charged, the charge indicator will stay on.

TECHNICAL INFORMATION

- Voltage : 110-120V, 230-240V, 50 - 60 Hz
- Power consumption : 110 - 120V .7-.9 Watts
220 - 240V .7-.9 Watts
- Speed (Top) : Approximately 31,000 brush
strokes per minute
- Charging time : At least 24 hours
- Battery type : NiMH

Note: Do not use 110-120V chargers, with plug adapters, in countries where 220-240V is the normal mains voltage. Damage will occur to the charger rendering it inoperable.

Use of voltage converters (to lower 220 – 240V down to 110-120V) with this product is not recommended as it may damage the charger.

Safety information

- This product meets the requirements regarding interference suppression on radio and TV.
- After the product has been repaired, it should function properly and has to meet the safety requirements as officially laid down at this moment.
- See note regarding the use of voltage adapters and converters in the Technical Information section.

**HX5251, HX5310,
HX5451, HX5551,
HX5581, HX5610,
HX5620, HX5630,
HX5710, HX5751,
HX5810, HX5910**

REPAIR INSTRUCTION

- Brush head
In case of a defective brush head, the complete brush head must be replaced.
- Charging unit
In case of a defective charging unit or cordset, the complete charging unit must be replaced.
- Handle toothbrush
The batteries inside cannot be replaced. In case of a defect, the complete unit must be replaced.
- Charging the handle
The handle should be charged for at least 24 hours during the first few days of use.

DISASSEMBLY- AND RE-ASSEMBLY ADVICE

- Please refer to Directions For Use

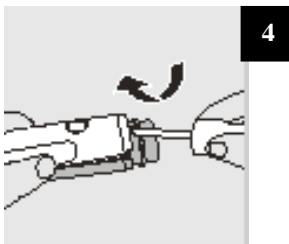
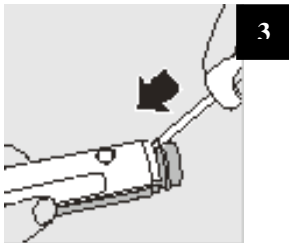
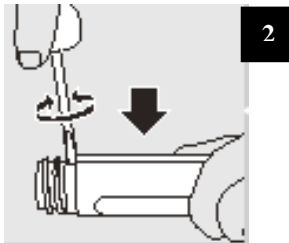
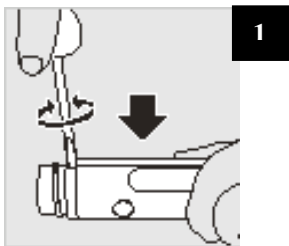
OPTIONAL (accessories)

- Travel Case
In case of a defective travel case, replace at call center's discretion.

**HX5251, HX5310,
HX5451, HX5551,
HX5581, HX5610,
HX5620, HX5630,
HX5710, HX5751,
HX5810, HX5910**

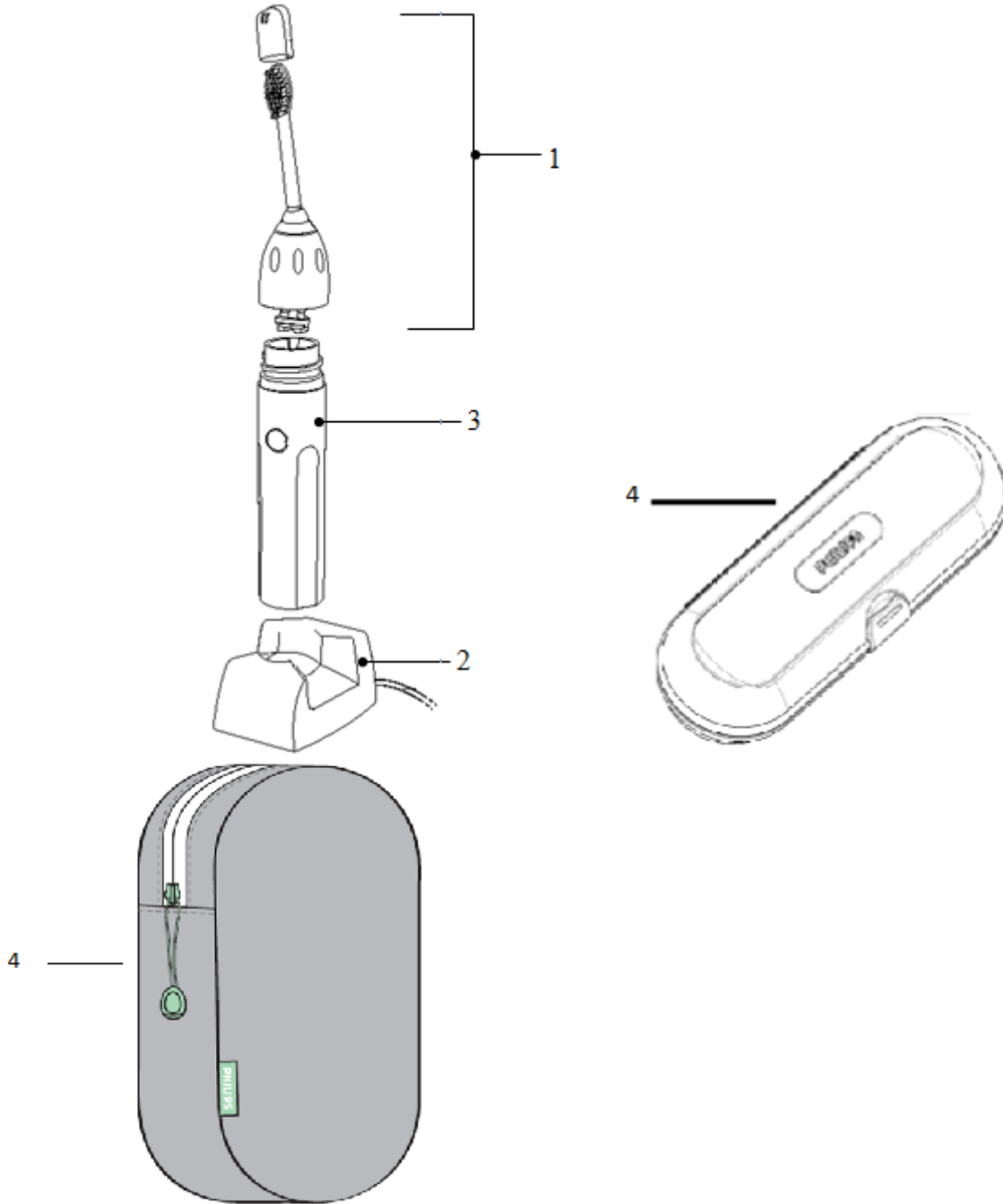
Environment

1. When discarding the appliance, remove the built-in rechargeable battery. Deplete the battery of any charge by running continuously until the appliance can no longer run continuously for 2-minutes
2. Remove the brush head from the handle
3. See figures 1 – 8
4. Remaining electronic components must be disposed of properly.
For countries of the E.U. do not dispose in ordinary household waste instead observe the WEEE requirements.
For other countries refer to local laws as required.



**HX5251, HX5310,
HX5451, HX5551,
HX5581, HX5610,
HX5620, HX5630,
HX5710, HX5751,
HX5810, HX5910**

PARTS LIST AND EXPLODED VIEW



12-06-01

4235 057 54081-671

**HX5251, HX5310,
HX5451, HX5551,
HX5581, HX5610,
HX5620, HX5630,
HX5710, HX5751,
HX5810, HX5910**

SERVICE MANUAL - ESSENCE, ELITE & CLEAN CARE			
ESSENCE, ELITE & CLEAN CARE (HX5251, HX5310, HX5451, HX5551, HX5581, HX5610, HX5620, HX5630, HX5710, HX5751, HX5810, HX5910)			
Pos	Service Code	Description	Comments
2	4235 090 03641	CHARGER - US, CANADA	Available as a Service part. Warranty claims should be routed to Call Centers.
	4235 010 13652	CHARGER - EURO, UAE, SOUTH AFRICA	
	4235 090 02601	CHARGER – HONG KONG, SINGAPORE, PHILIPPINES, MALAYSIA	
	4235 010 13022	CHARGER - UK	
	N/A	CHARGER - JAPAN KOIZUMI	
	N/A	CHARGER - JAPAN YOSHIDA	
	N/A	CHARGER - KOREA	
	4235 090 02621	CHARGER - TAIWAN	
	4235 090 02611	CHARGER - CHINA	
	4235 090 03621	CHARGER - AUSTRALIA, NEW ZEALAND	
	N/A	CHARGER - RUSSIA	
1	8817 052 66540	E-SERIES SENSITIVE BRUSH HEAD - US	Available as a Service part. Warranty claims should be routed to Call Centers.
	8817 052 64520	E-SERIES SENSITIVE BRUSH HEAD - CANADA	
1	8817 022 64520	E-SERIES BRUSH HEAD - US	Available as a Service part. Warranty claims should be routed to Call Centers.
	8817 023 08520	E-SERIES BRUSH HEAD - CANADA	
	8817 001 05030	E-SERIES BRUSH HEAD - EURO, SOUTH AFRICA, UK, RUSSIA	
	8817 001 05550	E-SERIES BRUSH HEAD- HONG KONG, SINGAPORE, PHILIPPINES, MALAYSIA	
	8817 001 05960	E-SERIES BRUSH HEAD - KOIZUMI, YOSHIDA	
	N/A	E-SERIES BRUSH HEAD - KOREA	
	N/A	E-SERIES BRUSH HEAD - TAIWAN	
	8817 001 05810	E-SERIES BRUSH HEAD - CHINA	
	N/A	E-SERIES BRUSH HEAD - AUSTRALIA	
1	8817 011 60740	MINI E-SERIES BRUSH HEAD - US	Available as a Service part. Warranty claims should be routed to Call Centers.
	8817 011 11720	MINI E-SERIES BRUSH HEAD - CANADA	
	8817 011 05030	MINI E-SERIES BRUSH HEAD - EURO, UAE, SOUTH AFRICA, RUSSIA, UK	
	8817 011 05550	MINI E-SERIES BRUSH HEAD - HONG KONG, SINGAPORE, PHILIPPINES, MALAYSIA	
	8817 011 05960	MINI E-SERIES BRUSH HEAD - YOSHIDA & KOIZUMI	
	N/A	MINI E-SERIES BRUSH HEAD - KOREA	
	8817 011 05860	MINI E-SERIES BRUSH HEAD - TAIWAN	
	8817 011 05810	MINI E-SERIES BRUSH HEAD - CHINA	
	8817 011 10340	MINI E-SERIES BRUSH HEAD - AUSTRALIA	

**HX5251, HX5310,
HX5451, HX5551,
HX5581, HX5610,
HX5620, HX5630,
HX5710, HX5751,
HX5810, HX5910**

4	4235 020 53471 4235 020 11162	TRAVEL CASE* TRAVEL CASE**	*New Travel Case **Old Travel Case Available as a Service Part. Warranty claims should be routed to Call Centers
3	4235 090 01961 4235 090 03461 4235 090 03451 4235 090 03441 4235 090 01812 4235 090 02291 4235 090 02281	HANDLE ONLY - US, CANADA HX5630 HANDLE ONLY- US HX5620 HANDLE ONLY- US HX5610 HANDLE ONLY- US, CANADA HANDLE ONLY - JAPAN KOIZUMI HANDLE ONLY - CHINA HANDLE ONLY - REST OF ASIA	Not available as a Service Part. Only available as warranty. Handle warranty claims must be routed to Call Centers for replacement.